

WEST BENGAL HOUSING INFRASTRUCTURE DEVELOPMENT CORPORATION LIMITED
Standalone Balance Sheet as at 31st March, 2021

(All Amounts in INR Lacs, unless otherwise stated)

Particulars	Note No	As at 31st March, 2021		As at 31st March, 2020	
ASSETS					
Non-Current Assets					
(a) Property, Plant and Equipment	3		68,945.90		69,048.67
(b) Capital Work in Progress	4		1,292.73		2,727.64
(c) Investment Property	5		2,908.50		2,877.39
(d) Intangible Assets	6		423.32		3.12
(e) Intangible Assets Under Development	6A		380.12		-
(f) Financial Assets					
(i) Investments	7	79.78		66.65	
(ii) Trade Receivables	8	5,113.93		5,064.96	
(iii) Loans	9	-		25.00	
(iv) Other Financial Assets	10	52.19	5,245.90	52.19	5,208.81
(g) Non Current Tax Assets (Net)	11		20,958.40		20,702.07
(h) Deferred Tax Assets (Net)	22		1,422.92		-
(i) Other Non Current Assets	12		2,019.65		1,992.36
Total Non Current Assets			1,03,597.44		1,02,560.05
Current Assets					
(a) Project Cost of Work in progress	13		15,100.91		19,064.54
(b) Financial Assets					
(i) Trade Receivables	14	3,554.05		2,963.09	
(ii) Cash and Cash Equivalents	15	90,731.21		12,618.90	
(iii) Other Bank Balances	16	25,465.96		1,03,555.82	
(iv) Loans	17	25.00		125.00	
(v) Other Financial Assets	18	3,598.69	1,23,374.91	5,700.44	1,24,963.25
(c) Other Current Assets	19		17,709.77		15,843.92
Total Current Assets			1,56,185.59		1,59,871.71
Total Assets			2,59,783.03		2,62,431.76
EQUITY AND LIABILITIES					
Equity					
(a) Equity Share Capital	20		25,965.00		25,965.00
(b) Other Equity	21		15,083.35		19,384.93
Total Equity			41,048.35		45,349.93
Liabilities					
Non-Current Liabilities					
(a) Deferred Tax Liabilities (Net)	22		-		339.56
(b) Other Non Current Liabilities	23		1,51,787.37		1,53,876.73
Total Non Current Liabilities			1,51,787.37		1,54,216.29
Current Liabilities					
(a) Financial Liabilities					
(i) Trade Payables	24				
- Total Outstanding Dues to Micro and Small Enterprises					
- Total Outstanding Dues to Creditors Other Than Micro Small Enterprises		3,294.46		3,344.69	
(ii) Other Financial Liabilities	25	8,685.96	11,980.42	7,304.72	10,649.41
(b) Provisions	26		34,153.34		34,341.08
(c) Current Tax Liabilities (Net)	27		89.31		89.31
(d) Other Current Liabilities	28		20,724.24		17,785.75
Total Current Liabilities			66,947.31		62,865.54
Total Liabilities			2,18,734.68		2,17,081.83
Total Equity And Liabilities			2,59,783.03		2,62,431.76

Accompanying Notes on Financial Statements

I-41

The above Standalone Balance Sheet shall be read in conjunction with the accompanying notes.

In terms of our report of even date

For Lodha & Co.

Chartered Accountants

Firm's CAI Registration No.- 301051E

BOMAN R PARAKH
 Partner
 M. No. 053400



For and on behalf of the Board of Directors

DEBASHIS SEN
 Managing Director
 DIN: 02777978

DEBASHIS SEN
 Managing Director
 WBHIDCO LTD.

DEBASHIS ROY
 Director
 DIN: 08880038

Engineer-in-Chief
 WB HIDCO LTD.

HIMADRI DE
 Chief Finance Officer

Chief Finance Officer
 WBHIDCO Ltd.
 New Town, Kolkata-156

SOURABH DATTA GUPTA
 Company Secretary

Sourabh Datta Gupta
 Company Secretary
 W. B. Housing Infrastructure
 Development Corporation Ltd.
 ACS - 25257

Kolkata, 11th Apr, 2023

WEST BENGAL HOUSING INFRASTRUCTURE DEVELOPMENT CORPORATION LIMITED

Standalone Statement of Profit and Loss for the year ended 31st March, 2021

2

(All Amounts in INR Lacs, unless otherwise stated)

Sl. No.	Particulars	Note No.	For the Year Ended March 31st, 2021	For the Year Ended March 31st, 2020
	Income:			
I.	Revenue from Operations	29	10,170.03	25,761.73
II.	Other Income	30	4,490.32	3,407.62
III.	Total Income (I+II)		14,660.35	29,169.35
IV.	Expenses:			
	Cost of Land and Economic Weaker Section (EWS) Flats		3,242.24	7,121.11
	Employee Benefit Expenses	31	1,282.97	1,203.55
	Finance Costs	32	1.19	3.94
	Depreciation and Amortization Expenses	33	8,282.13	8,752.48
	Other Expenses	34	7,915.88	9,033.91
	Total Expenses (IV)		20,724.41	26,114.98
V.	Profit / (Loss) before Tax (III-IV)		(6,064.06)	3,054.37
VI.	Tax Expense			
	Current Tax	35	-	1,051.65
	Deferred Tax- Charge/(Credit)	22	(1,762.48)	(540.72)
VII.	Profit/(Loss) for the year (V-VI)		(4,301.58)	2,543.44
VIII.	Other Comprehensive Income			
	-Remeasurement of Post Employment Defined Benefit Plan		-	-
	-Income Tax relating to these Items		-	-
	Other Comprehensive Income (net of tax)		-	-
IX.	Total Comprehensive Income for the year comprising Profit/(Loss) and other comprehensive income for the year (VII+VIII)		(4,301.58)	2,543.44
X.	Earnings per equity share (par value Rs. 1000/- each):	37		
	(a) Basic (Rs.)		(165.67)	97.96
	(b) Diluted (Rs.)		(165.67)	97.96

Accompanying Notes on Financial Statements

1-41

The above statement of Standalone Profit and Loss shall be read in conjunction with the accompanying notes.

In terms of our report of even date

For Lodha & Co.

Chartered Accountants

Firm's ICAI Registration No.- 301051E


For and on behalf of the Board of Directors



BOMAN R PARAKH
Partner
M. No. 053400





DEBASHIS SEN
Managing Director
DIN: 02777978

DEBASHIS SEN
Managing Director
WBHIDCO LTD.


DEBASHIS ROY
Director
DIN: 06880038


HIMADRI DE
Chief Finance Officer


SOURABH DATTA GUPTA
Company Secretary

Kolkata, 11th Apr, 2023

Chief Finance Officer
WBHIDCO Ltd.
New Town, Kolkata-156
Engineer-in-Chief
WBHIDCO LTD.

Sourabh Datta Gupta
Company Secretary
W. B. Housing Infrastructure
Development Corporation Ltd.
ACS - 25257

WEST BENGAL HOUSING INFRASTRUCTURE DEVELOPMENT CORPORATION LIMITED

Standalone Cash Flow Statement for the Year Ended 31st March, 2021

3

(All Amounts in INR Lacs, unless otherwise stated)

Particulars	Current Year	Previous Year
	2020-21	2019-20
A. CASH FLOWS FROM OPERATING ACTIVITIES		
Net Profit/(Loss) Before Tax	(6,064.06)	3,054.37
Adjustments for:-		
- Depreciation	8,282.13	8,752.48
- Interest and Other Income	(22.66)	(15.73)
- Profit on Sale of Property, Plant & Equipment	-	(2.03)
- Gain on fair value of Shares of New Town Green Smart City Corporation Limited (NTGSCCL)	(13.13)	(2.09)
- Interest on lease rentals	(712.06)	(588.23)
Operating Profit Before Working Capital Changes	1,470.22	11,198.77
Adjustments :-		
Project Work In Progress	3,963.63	7,839.98
Other Financial Assets	2,101.75	(3,822.81)
Trade Receivables	(639.93)	858.04
Loans	125.00	850.82
Other Assets	(1,893.14)	1,579.66
Trade Payable	(50.23)	(1,626.48)
Other Financial Liabilities	1,381.24	528.00
Other Liabilities and Provisions	661.42	20,303.36
Cash Generated From Operation	7,119.96	37,709.33
Direct Tax Paid	(256.34)	(3,185.59)
Cash Flows From Operating Activities	6,863.62	34,523.74
Net Cash Generated/(Utilized) from Operating Activities	6,863.62	34,523.74
B. CASH FLOW FROM INVESTING ACTIVITIES		
Addition in Property, Plant and Equipment	(7,952.71)	(5,021.61)
Additions in Investment Property	(256.46)	(196.70)
Additions in Intangible Assets	(421.51)	-
Additions in Intangible Assets Under Development	(380.12)	-
Other Bank Balances (Deposits/Maturity)	78,089.86	(23,952.63)
Sale of Property, Plant and Equipment	-	2.97
Profit on Sale of Property, Plant and Equipment	-	2.03
(Increase)/Decrease in Capital Work in Progress	1,434.91	(272.52)
Interest and Other Income	22.66	15.73
Interest on lease rentals	712.06	588.23
Net Cash Generated/(Utilized) from Investing Activities	71,248.69	(28,834.49)
C. CASH FLOW FROM FINANCING ACTIVITIES		
Net Cash Generated/(Utilized) from Financing Activities	-	-
Net increase in Cash and Cash Equivalents (A+B+C)	78,112.31	5,689.26
Opening Cash and Cash Equivalents (Refer Note No. 15)	12,618.90	6,929.64
Closing Cash and Cash Equivalents (Refer Note No. 15)	90,731.21	12,618.90

Accompanying Notes on Financial Statements:

1-41

The above statement of Standalone Cash Flow shall be read in conjunction with the accompanying notes.

In terms of our report of even date

For Lodha & Co.

Chartered Accountants

Firm's CAI Registration No.- 301051E

BOMAN R PARAKH

Partner

M. No. 053400



For and on behalf of the Board of Directors

DEBASHIS SEN
Managing Director
DIN 02777978

DEBASHIS SEN
Managing Director
WBHIDCO LTD.

DEBASHIS ROY
Director
DIN No. 0880038

Engineer-in-Chief
WB HIDCO LTD.

HIMADRI DE
Chief Finance Officer
WBHIDCO Ltd.
New Town, Kolkata-15A

SOURABH DATTA GUPTA
Company Secretary
Sourabh Datta Gupta
Company Secretary
W. B. Housing Infrastructure
Development Corporation Ltd.
ACS - 25257

Kolkata, 11th Apr, 2023

WEST BENGAL HOUSING INFRASTRUCTURE DEVELOPMENT CORPORATION LIMITED

Statement of Changes in Equity for the year ended 31 March 2021

(All Amounts in INR Lacs, unless otherwise stated)

A. Equity Share Capital

Particulars	Note	Amount
As At 01st April 2019		25,965.00
Changes in Equity Share Capital	20	-
As At 31st March 2020		25,965.00
Changes in Equity Share Capital		-
As At 31st March 2021		25,965.00

B. Other Equity

Particulars	Note	Reserve and Surplus		Total Other Equity
		Capital Reserve	Retained Earnings	
As at 01st April 2019		979.44	15,862.05	16,841.49
Profit/(Loss) for the year		-	2,543.44	2,543.44
Other Comprehensive Income net of tax		-	-	-
As at 31st March 2020	21	979.44	18,405.49	19,384.93
Profit/(Loss) for the year		-	(4,301.58)	(4,301.58)
Other Comprehensive Income net of tax		-	-	-
As at 31st March 2021	21	979.44	14,103.91	15,083.35

Refer Note 21 for nature and purpose of Reserves.

Accompanying Notes on Financial Statements

1-41

The above statement of standalone changes in equity shall be read in conjunction with the accompanying notes.

In terms of our report of even date

For and on behalf of the Board of Directors

For Lodha & Co.

Chartered Accountants

Firm's ICAI Registration No.- 301051E



[Signature]

BOMAN R PARAKH

Partner

M. No. 053400

DEBASHIS SEN

Managing Director

DIN: 02777978

[Signature]
DEBASHIS SEN
Managing Director:
WBHIDCO LTD.

[Signature]

DEBASHIS BOY

Director

DIN: 08880038

HIMADRI DE

Chief Finance Officer

Chief Finance Officer
WBHIDCO Ltd.
New Town, Kolkata-156

[Signature]

SOURABH DATTA GUPTA

Company Secretary

Sourabh Datta Gupta
Company Secretary
W. B. Housing Infrastructure
Development Corporation Ltd.
ACS - 25257

Kolkata, 11th Apr, 2023

Engineer-in-Chief
WBHIDCO LTD.